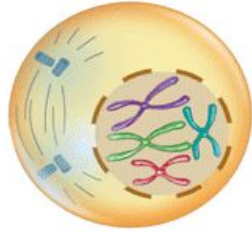
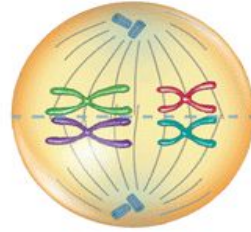


# Meiosis I


1 Prophase I



2 Metaphase I



3 Anaphase I



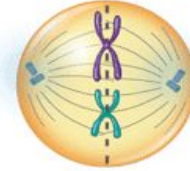
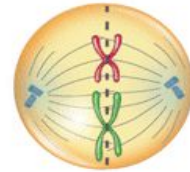
4 Telophase I



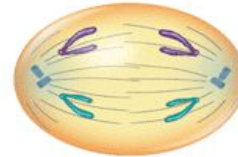
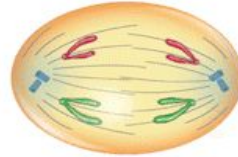
5 Prophase II



6 Metaphase II



7 Anaphase II



8 Telophase II



# Meiosis II

Let's Review!