

Setting up our science notebooks






- Cover page
- Table of Contents
- First entry

Cover Page

(inside cover)

Your Name
Class
Year

<u>Symbols Key</u>	
	Notes
	Investigation
	Reflection

You can create your own symbol icons

Table of Contents

- Glue in 3 "Table of Contents sheets"
- Use the front and back of pages

Date	Assignment	Page	Symbol

Numbering pages

- Skip 1 page
- Start numbering pages (front & back) in the upper outside corner
- Continue until the end of the notebook



First Entry: What's my Learning Style?

- Include the heading (title of the assignment)
- Write the symbol to code the assignment
(enter this as a *reflection*)
- Fill out the first row of your table of contents
Including: date, title, page number, and symbol
- Write the number of the questions asked and your response

[Whats my Learning Style? assessment](#)

