

Name: _____ Per: _____ Date: _____

Viral Infection Foldable

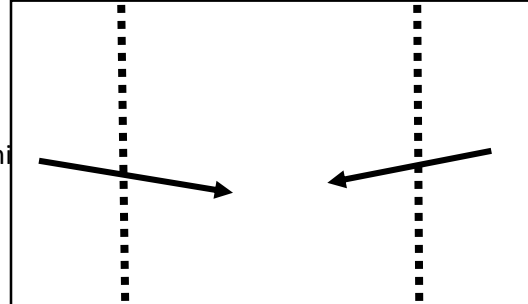
You will be creating a Foldable that showcases the different phases of a lytic viral infection and a lysogenic viral infection. Please be sure you have viewed and taken notes from Chapter 19.2: Viruses.

How to set up your foldable:

Step 1.

Hold your blank paper horizontally.

Fold **IN** the right and left sides so that they meet in the middle.




Step 2:

Label the front flaps

- left side LYTIC INFECTION

right side LYSOGENIC INFECTION




Step 3:

On the inside of each flap,

write the definition of each type of viral infection.

See your chapter notes or textbook for description.



Step 4:

Draw a diagram of the phases of each of

these types of viral Infections in the

middle of the inside of your foldable

See Chapter 19.2 lecture or textbook for examples

